








4^2		8×7		$32 \div 100$		26×10	
5^2		6×7		$97 \div 10$		5.4×10	
6^2		7×9		$4.5 \div 100$		3.3×100	
7^2		4×9		$220 \div 10$		40×10	
8^2		6×8		$635 \div 10$		26×100	
9^2		5×8		$2.2 \div 10$		1.34×10	
4^3		9×6		$390 \div 10$		0.45×10	
6^3		8×9		$49 \div 100$		22.1×10	

		1 cm =	mm	1 Hour =	mins	0.5	—
		9cm =	mm	1/2 Hour =	mins	0.2	—
		23cm =	mm	1 Day =	hrs	0.25	—
		3.5cm =	mm	1 minute =	secs	0.1	—
		1m =	cm	Factors of 24		25%	0.
		1km =	mtrs		12.5%	0.
		1000m =	km	Multiples of 4		50%	0.
		1 mile =	km		75%	0.
		10mm =	cm	Prime Numbers		13%	0.
		100cm =	mtr		0.2%	0.
Draw Parallel Lines				Formula Area		X	
Degrees In Circle				Formula Perimeter		+ + +	
Degrees in Straight Line				Formula Volume		X X	
V=	X=	L=	C=	D=	M=	XII =	IV =