

Year 1

Parents Phonic Meeting

25.1.23



What is Phonics?



- Children have daily RWI phonic lessons.
- Children are taught to read by breaking down words into separate **sounds** or 'phonemes'.
- They are then taught how to **blend** these sounds together to read the whole word.

Speed Sounds

- Children are taught **44 speech sounds** (20 vowels and 24 consonants).
- The 26 letters of the alphabet are used to make the 44 speech sounds.
- Sounds are taught in a set sequence: Set 1, 2, 3 and 4.

Complex Speed Sounds chart

Consonants: stretchy

f	l	m	n	r	s	v	z	sh	th	ng
ff	ll	mm	nn	rr	ss	ve	zz	ti		nk
ph	le	mb	kn	wr	se		s	ci		
					ce					

Consonants: bouncy

b	c	d	g	h	j	p	qu	t	w	x	y	ch
bb	k	dd	gg		g	pp		tt	wh			tch
	ck				ge							
	ch											

Vowels

a	e	i	o	u	ay	ee	igh	ow
	ea				a-e	y	i-e	o-e
					ai	ea	ie	oa
						e	i	o

oo	oo	ar	or	air	ir	ou	oy	ire	ear	ure
u-e			oor	are	ur	ow	oi			
ue			ore		er					
ew			aw							
			au							

Speed Sounds

- Sounds are taught in a set sequence: Set 1, 2, 3 and 4.

Reception - Set 1 some of Set 2

Year 1 - Set 2, Set 3 & 4

Year 2 - revisit set 2, 3 & 4 if needed.

Phonic Speed Sound Assessment



I can read Set 1 Sounds:

s	a	t	p	i	n	g	o
c	k	ck	m	d	u	b	f
e	l	h	r	j	v	w	x
y	z	zz	qu	ch	sh	th	ng
nk	ff	ll	ss	rr	zz	mp	

I can read Set 2 Sounds:

ay	ee	igh	ow	oo	oo
ar	or	air	ir	ou	oy

I can read Set 3 Sounds:

ea	oi	a-e	i-e	o-e	u-e	aw
are	ur	er	ow	ai	oa	ew
ire	ear	ure	tion	tious		

I can read Set 4 Sounds:



wh	ph	oe	au	kn	gn	mb
aigh	eigh	ey	dge	tch	y(i)	se
mn	wr					

Pure Sounds

- Imperative pure sounds are taught.
- <https://www.youtube.com/watch?v=TkXcabDUg7Q>

Speed Sounds

- Sound-phrases pictures are used to help the children learn the sounds quickly.



- Children need to revisit the sounds so they can recall them quickly.

Word Time Activities

After children have learnt a sound, they then learn to read words containing the sounds.

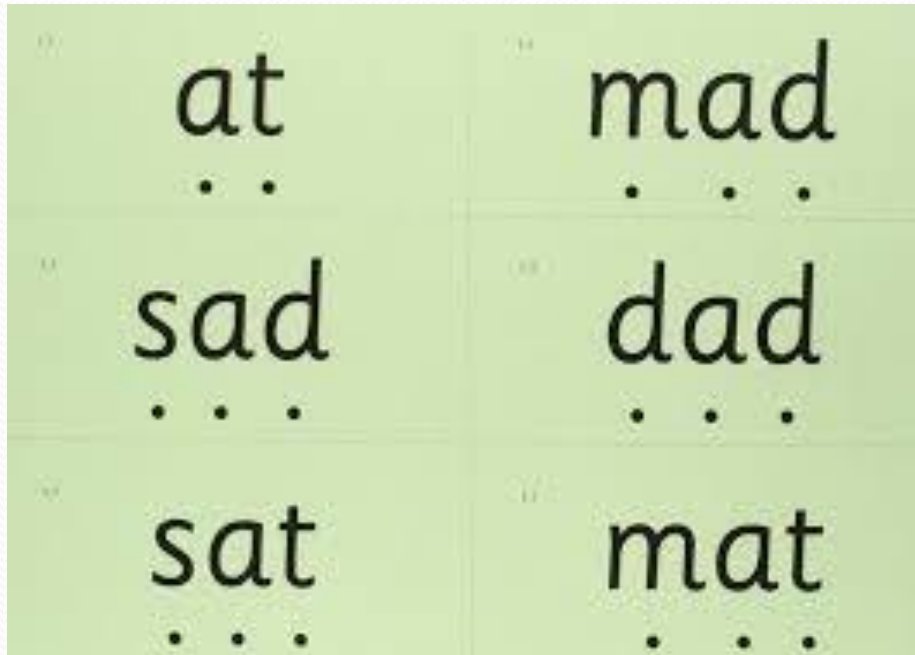
Fred Talk - c o t

- c ar



Look for "special friends" - sh or t

Green and Red Words



Blending Words using Set 1 Sounds

Sound Buttons

at ••	mad •••
sad •••	dad •••
sat •••	mat •••

shop

chip

strop

strop
• • • • •

jacket

jacket
• • — • •

button

button
• • — • •

Blending Words using Set 2 Sounds

Sound Buttons

<p>bee</p>	<p>FOLD</p> <p>Orange Storybook 2 I think I want to be a bee Story Green Words</p> <p>bee</p> <p>• —</p>
<p>sheep</p>	<p>Orange Storybook 2 I think I want to be a bee Story Green Words</p> <p>sheep</p> <p>— — •</p>

Blending Words using Set 3 Sounds

Sound Buttons

sore



dawn

FOLD

Grey Storybook 2 The lion's paw Story Green Words

sore



Grey Storybook 2 The lion's paw Story Green Words



dawn



Year 1 Phonic Screening

- 12th-16th June 2023
- Every Year 1 child in the country will take the statutory phonics screening check in the same week.
- The check is an assessment of your child's ability to decode and read words, containing a variety of speed sounds or phonemes.
- The test does not test their vocabulary or comprehension.
- Every child will be tested.

What will the children do?

- The check will consist of 40 words, 20 real words and 20 and non-words (alien words);
- The children are asked to 'Fred Talk' a word and blend the sounds together. e.g. d-o-g - dog 
- Children will be told if the word is a real or 'alien' word, with a corresponding alien image. 
- The words are presented to the children in a booklet, but we do photocopy them, should your child want to draw the sound buttons.

Examples of words

in

at

beg

sum


ot



vap



osk



ect



How will it be administered?

- The test takes approximately 10-15 minutes, but there is no time limit;
- The test is carried out by a teacher, one to one, in a quiet area.
- Teachers are not permitted to indicate to the children at the time whether they have correctly sounded out and / or blended the word.

Reporting the results

- The phonic scores are submitted to the LEA soon after the screening. At this point we cannot share the scores with you.
- Previous years the pass rate is 32 or above, but this could change as we are not told what the pass rate is until all schools have submitted their results.
- If your child is ill during the week commencing 12th June, we can assess them during the week commencing 19th June. But after this week, your child will be recorded as absent and will automatically sit the test again in Year 2.
- We will inform you of your child's attainment in July 2023, when their school report is issued. Your child will either be working towards (WT) or working at (WA) the required standard.
- If your child's score falls below the national standard they will re-take the Phonics Screening Check in year 2.

How can you help?

1. Practise recalling the Speed Sounds - see charts, use flash cards and use the Power Point on the Launch Pad.
2. Look for "Special Friends".
3. Quickly Fred Talk the sounds out loud. If not clear, re-Fred Talk again.
4. Ensure your child re-combines the sounds and says the whole word.
5. Help you child to articulate "pure sounds".
6. Home Learning - ensure that you practice reading the real/alien words, not just once, but every day.



7. Play online phonic games - www.phonicsplay.co.uk * Buried Treasure, Picnic on Pluto.



* Poopdeck Pirates

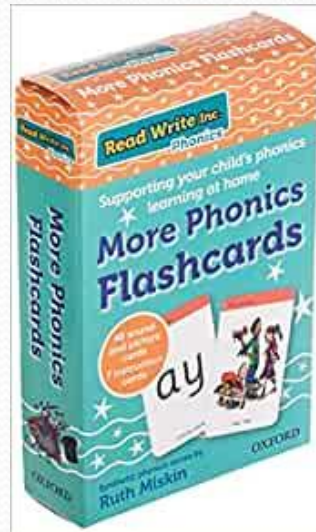
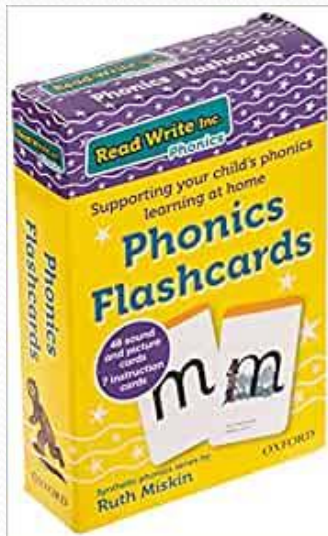
8. Read daily



How can you help?

RWI Tutorial Video's:

<https://www.youtube.com/playlist?list=PLDe74j1F52zSCiOMSn3zQDSzgu9TrbQ1c>



Practise reading the home learning words.

Remember...

Phonics is not the only way you become a good reader.

Continue to read with your child each night and encourage them to:

- Fred Talk words, re-read to check it makes sense, and use pictures for clues.
- Ask questions about the book;
- And most importantly **ENJOY READING!**

Questions?

