

# RSE – Year 6


Lesson 2: Relationships

## **The Ground Rules**

1. We are sensible and respectful towards staff and our peers at all times
2. We carefully consider the information we share with the whole class to decide if it is appropriate
3. We understand that we can speak privately to a member of staff if we need to but recognise that staff may share comments that are made with selected other members of staff or parents if we feel you may need more support
4. We put our hands up to ask sensible questions but we are mindful that staff will only answer questions relevant to the topics of relationships, puberty and how babies are conceived. If we ask questions about other issues around this we recognise that staff will answer us respectfully and in an age-appropriate way
5. We will never laugh, tease or make fun of anyone for questions or comments they may make – this will be taken very seriously by staff
6. We will discuss the lessons with our friends if we feel we need to do so for support but we will not discuss them outside of class or on social media in an inappropriate manner
7. We will use the correct medical/scientific names for body parts and processes

What is a loving  
relationship?

What kinds of  
loving  
relationships  
are there?

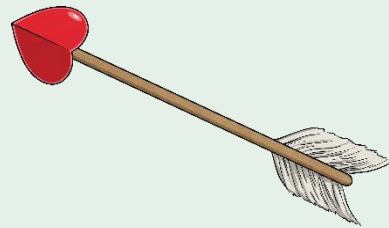


# Relationships

What words and phrases spring to mind when you think about these questions?

What do you think of when you think of the term 'loving relationship'?

What different types of relationships can you think of?



With your talk partner, create a mind map or chart of ideas with any words and phrases you think might be useful for today's lesson. It is OK to use any vocabulary you know relating to relationships.

# Relationships

Useful vocabulary for today's lesson...

siblings

marriage

family

adopted

age

religion

parent

race

disabled

couple

commitment

love

partnership




# Loving Relationships

We are going to start the lesson by watching a video.

It is called 'Love Has No Labels'.  
What do you think that could mean?

While watching, think about the different types of relationships featured in the video.



You might like to try using some of the vocabulary we have just looked at to describe some of the relationships you see.

# Love Has No Labels



# Loving Relationships


What did you think of the video?

Talk to your partner about the different types of relationships you observed.

Were there any relationships that surprised you?

How did the crowd react to the different types of relationships?

Would you have reacted the same way, if you had been there?





# Identity and Relationships



These women love each other.



This girl loves her friend.



These men are in a loving relationship.



This elderly couple are in love.



This couple love each other and their child.



This mother loves her baby.

# Identity and Relationships

A loving relationship can be between friends, members of a family or couples.

There are many types of loving relationships. We have different sorts of relationships with different people in our lives, at different times.

While loving relationships may involve different combinations of people, they will all have some things in common.



With your talk partner, list things that you think a loving relationship has or needs.

# Identity and Relationships

Elements of a loving relationship – no matter who is in the relationship, there should be...

advice

commitment

honesty

care

affection

loyalty

trust

communication

kindness

fairness

consideration

help

time

respect

common goals

support

shared interests



# Marriage and Commitment

A loving relationship between two people is mutual and consensual.

This means that both people in the relationship want to be in the relationship.

# What Is a Loving Relationship?



Reflect quietly on the following questions...

What do all the loving relationships we have seen in the video and images today have in common?

**Why do some people want to be in a loving relationship?**



# Relationships

Useful vocabulary for today's lesson...

lesbian

bisexual

gay

same-sex

marriage

asexual

adopted

age

religion

gender identity

homosexual

race

heterosexual

couple

LGBTQ+

sexual orientation

partnership

siblings

disabled

love

family

commitment

parent



# What is 'gender'?

**Gender**, is expressed in terms of masculinity and femininity and is most frequently assumed from the sex assigned at birth.

**Gender identity** is the term used to describe a person's sense of their own gender, whether male, female or something else (see non-binary).

Gender identity does not necessarily relate to the sex a person is assigned at birth.

**Gender expression** is how a person chooses to outwardly express their gender, within the context of societal expectations of gender.



# Relationships



Some adults choose to have a physically close, loving relationship with another adult.


There are heterosexual relationships (with someone of the opposite gender) and homosexual relationships (with someone of the same gender).



# Identity and Relationships

When two people are **attracted** to one another, they may choose to have a **romantic** relationship.

People may be attracted to someone of another **gender** or the same gender.



# Marriage and Commitment

Many couples in a loving relationship want to show their **commitment** to one another.

They may choose to get married or enter into a **civil partnership** – legally binding commitments, intended to be lifelong.

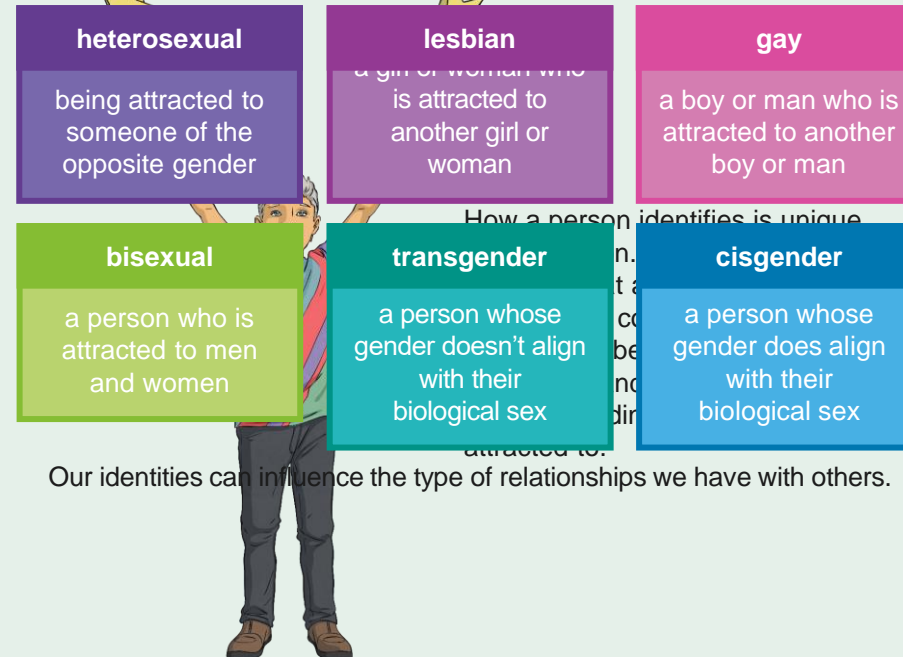


Civil partnerships are similar to **marriage**. They are available to same-sex couples and opposite-sex couples.

Some couples are committed to each other but just live together. Others live apart but are still committed to each other.

# Identity and Relationships

Here are some useful terms to remind ourselves of.  
As we grow up, we get to know ourselves better and discover our identities.  
Click on each term for its definition.



Our identities can influence the type of relationships we have with others.